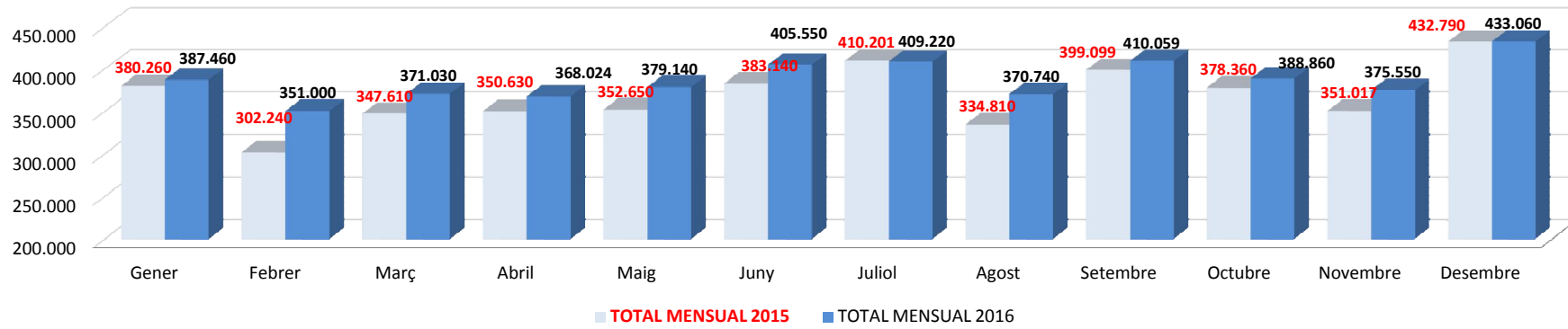


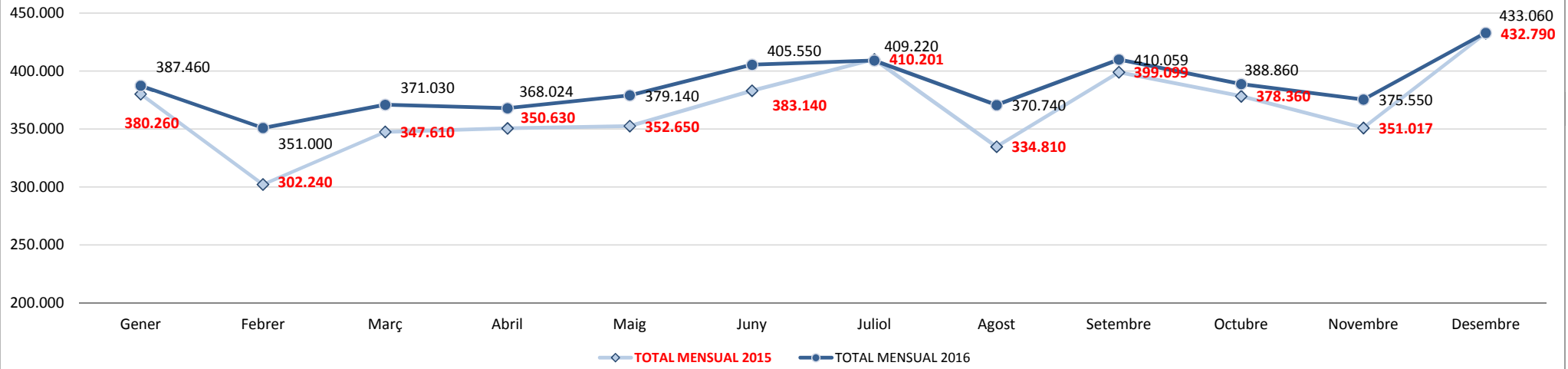
PAPER I CARTRÓ - 2016

	Gener	Febrer	Març	Abril	Maig	Juny	Juliol	Agost	Setembre	Octubre	Novembre	Desembre	TOTAL
Bigues i Riells	8.653	7.480	10.260	8.460	10.078	12.357	9.860	14.160	9.605	9.360	9.224	9.667	119.164
Caldes de Montbui	27.546	22.874	27.439	25.241	28.705	27.434	28.861	27.326	25.524	27.408	27.499	31.646	327.503
Campins	1.077	896	944	1.053	870	1.083	1.038	1.310	940	980	1.167	1.018	12.376
Canovelles	5.596	4.378	4.032	6.559	5.527	6.716	7.133	6.134	5.635	4.052	6.071	7.024	68.857
Cànoves i Samalús	0	0	0	0	0	0	0	0	0	0	0	0	0
Cardedeu	23.266	23.468	24.169	22.996	23.927	25.665	24.714	21.905	24.687	27.113	17.379	25.775	285.064
Castellcir	802	732	751	949	1.133	1.836	1.497	2.553	1.280	1.205	1.542	1.386	15.665
Castellterçol	5.473	4.464	5.673	4.976	4.957	5.848	5.831	7.361	5.677	5.388	5.798	4.848	66.295
Figaró-Montmany	0	0	0	0	0	0	0	0	0	0	0	0	0
Fogars de Montclús	1.767	1.282	1.543	1.727	1.345	2.112	1.651	2.701	1.515	1.525	1.937	1.651	20.757
Granera	194	120	387	178	249	301	238	233	84	1.512	198	117	3.811
Granollers	33.433	31.984	27.153	25.242	27.978	31.410	29.134	24.766	29.473	29.636	25.282	39.091	354.582
Gualba	1.391	1.527	2.336	1.740	2.539	2.021	2.642	2.688	1.990	1.979	2.357	1.996	25.204
La Garriga	24.079	21.505	24.798	25.565	23.505	22.054	24.032	23.640	25.105	23.053	25.575	25.489	288.400
La Llagosta	8.990	7.349	7.919	9.831	7.879	9.511	10.258	7.733	8.985	8.731	8.167	9.232	104.586
La Roca del Vallès	6.610	4.883	7.518	5.791	6.811	6.511	8.176	7.639	6.816	6.388	7.828	6.475	81.445
L'Ametlla del Vallès	9.624	7.850	7.813	11.317	8.970	10.965	9.585	8.597	11.305	7.993	9.194	9.987	113.200
Les Franqueses del Vallès	10.972	9.494	11.702	10.372	12.029	12.400	11.968	12.009	12.776	12.224	9.756	12.336	138.040
Lliçà d'Amunt	0	0	0	0	0	0	0	0	0	0	0	0	0
Lliçà de Vall	6.710	6.786	6.068	9.411	7.849	7.861	9.888	7.619	9.512	7.142	6.806	9.591	95.243
Llinars del Vallès	0	0	0	0	0	0	0	0	0	0	0	0	0
Martorelles	10.676	10.241	9.443	10.322	9.911	10.621	10.739	9.663	11.900	10.528	10.583	11.522	126.149
Mollet del Vallès	91.480	87.556	80.515	83.488	89.803	85.835	93.843	75.726	93.877	90.805	91.190	96.724	1.060.842
Montmeló	12.417	11.813	12.079	13.455	14.087	13.325	15.053	11.029	14.704	12.731	14.820	14.294	159.808
Montornès	0	0	0	0	0	0	0	0	0	0	0	0	0
Montseny	976	721	813	1.101	756	1.133	973	1.529	845	795	1.059	1.298	11.998
Parets del Vallès	17.140	16.323	19.726	19.923	19.845	19.511	20.324	15.611	19.823	20.877	18.279	19.037	226.418
St. Antoni de Vilamajor	12.461	12.778	9.237	9.688	9.288	13.128	10.562	8.618	12.891	12.672	10.054	13.770	135.148
Sant Celoni	17.375	14.349	18.924	15.896	17.167	21.906	18.220	15.319	25.058	19.468	18.221	26.149	228.051
St. Esteve de Palautordera	4.287	3.559	4.615	3.373	3.995	5.057	4.174	5.820	3.734	4.323	5.851	5.600	54.388
St. Feliu de Codines	8.662	6.887	8.264	6.105	6.820	9.212	7.552	6.608	9.065	6.609	6.367	9.717	91.868
St. Fost de Campsentelles	3.114	2.959	3.615	3.771	4.002	4.770	4.492	4.128	3.638	3.410	3.640	3.992	45.531
St. Pere de Vilamajor	112	30	87	101	119	195	80	210	75	113	87	63	1.270
St. Quirze Safaja	2.349	1.957	2.937	2.117	2.499	3.041	2.763	3.755	2.193	2.381	2.438	2.523	30.952
Sta. Eulàlia de Ronçana	0	0	0	0	0	0	0	0	0	0	0	0	0
Sta. Maria de Martorelles	1.140	2.244	1.432	1.246	1.940	1.432	1.659	1.661	1.878	1.275	1.490	1.640	19.038
Sta. Maria de Palautordera	12.975	8.753	13.736	10.646	11.155	13.918	13.546	15.001	11.027	11.756	12.027	13.001	147.541
Tagamanent	880	660	540	620	800	620	800	680	920	0	0	0	6.520
Vallgorguina	4.262	3.596	3.723	3.843	3.209	4.051	4.788	4.936	4.235	3.981	3.272	4.420	48.318
Vallromanes	4.040	3.119	4.179	4.592	3.505	4.505	4.187	3.957	5.485	3.843	3.955	4.252	49.620
Vilalba Sasserra	819	916	893	1.056	972	1.168	1.306	1.062	1.095	963	1.119	1.267	12.635
Vilanova del Vallès	6.113	5.466	5.768	5.273	4.915	6.035	7.654	7.053	6.708	6.642	5.319	6.461	73.407
TOTAL MENSUAL 2016	387.460	351.000	371.030	368.024	379.140	405.550	409.220	370.740	410.059	388.860	375.550	433.060	4.649.693
TOTAL MENSUAL 2015	380.260	302.240	347.610	350.630	352.650	383.140	410.201	334.810	399.099	378.360	351.017	432.790	4.422.807

Paper i Cartró 2016



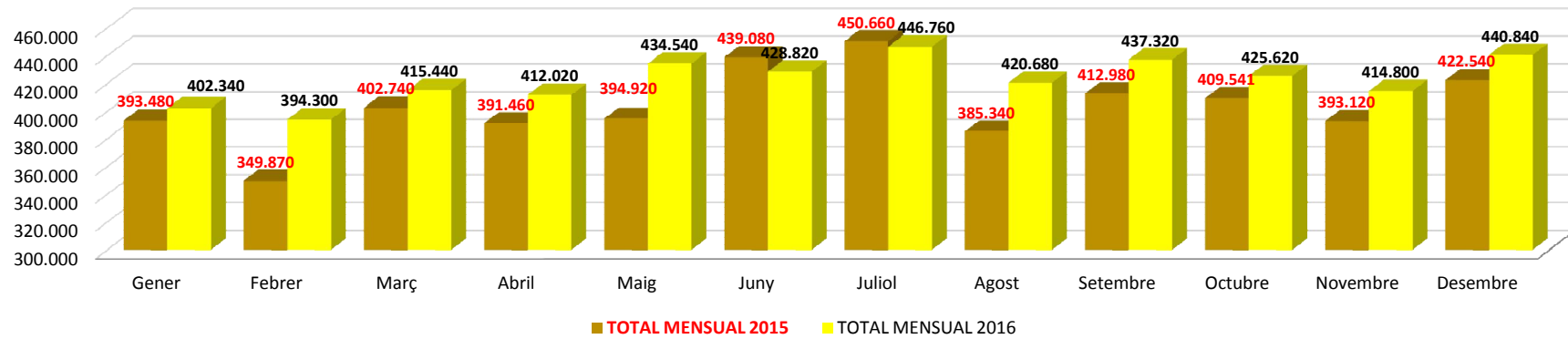
Paper i Cartró 2015-2016



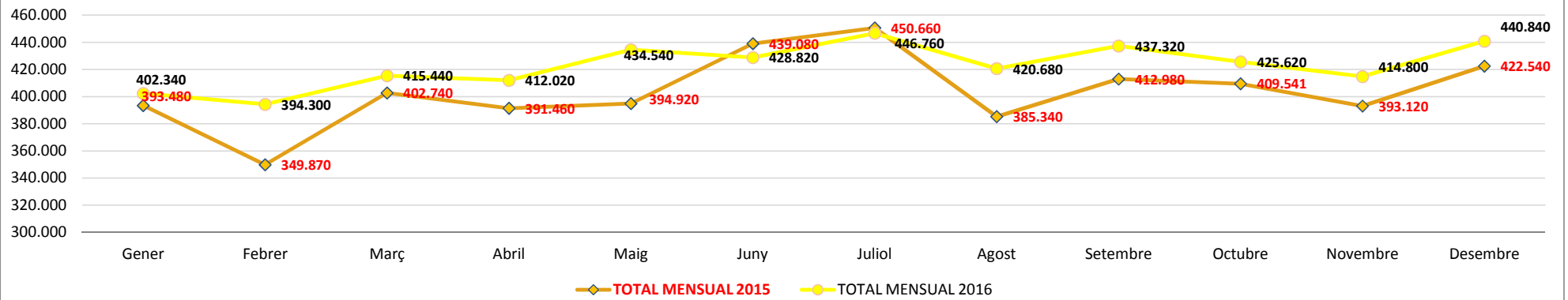
ENVASOS - 2016

	Gener	Febrer	Març	Abril	Maig	Juny	Juliol	Agost	Setembre	Octubre	Novembre	Desembre	TOTAL
Bigues i Riells	7.462	7.000	8.908	7.365	8.870	8.251	8.031	10.510	7.389	7.129	8.305	7.208	96.429
Caldes de Montbui	30.378	30.840	29.983	29.622	32.248	32.268	32.936	31.237	33.347	32.355	30.007	32.600	377.820
Campins	1.044	927	1.338	1.029	1.004	1.540	1.281	1.977	1.347	1.242	1.458	1.218	15.405
Canovelles	9.477	7.992	10.251	9.590	10.957	9.154	10.032	9.995	10.479	9.877	10.870	10.626	119.300
Cànoves i Samalús	0	0	0	0	0	0	0	0	0	0	0	0	0
Cardedeu	19.584	21.579	20.908	20.292	23.080	22.680	22.276	20.550	22.907	22.656	20.324	22.983	259.819
Castellcir	730	787	1.097	948	957	1.559	1.426	1.553	1.696	1.061	1.579	1.254	14.647
Castellterçol	7.429	6.865	5.868	7.556	6.978	7.375	8.296	9.392	8.620	7.941	7.017	7.779	91.116
Figaró-Montmany	0	0	0	0	0	0	0	0	0	0	0	0	0
Fogars de Montclús	1.683	1.637	2.551	1.763	1.816	2.722	2.512	3.872	2.191	2.350	2.537	2.049	27.685
Granera	186	338	306	85	208	351	200	567	185	153	199	203	2.981
Granollers	55.617	51.099	58.370	56.014	60.485	53.320	59.268	51.110	58.540	55.256	59.859	58.701	677.641
Gualba	1.529	1.326	2.348	1.843	3.870	2.158	2.434	2.622	1.687	1.628	2.236	2.891	26.573
La Garriga	16.404	15.294	18.200	18.040	19.825	16.813	19.006	17.216	18.824	16.585	18.845	16.468	211.520
La Llagosta	10.779	10.843	10.811	10.601	10.540	11.697	12.039	10.339	10.968	12.053	10.262	12.023	132.956
La Roca del Vallès	6.608	7.582	7.323	6.827	7.237	8.070	7.770	7.999	7.481	8.606	7.048	6.908	89.459
L'Ametlla del Vallès	6.372	6.922	8.799	7.565	8.039	9.300	8.886	8.317	9.076	7.198	8.649	8.332	97.456
Les Franqueses del Vallès	13.720	15.530	13.103	14.759	16.902	15.667	14.877	15.457	14.416	16.072	13.207	15.474	179.183
Lliçà d'Amunt	469	389	1.225	480	459	457	732	430	381	441	476	473	6.415
Lliçà de Vall	28.508	21.357	20.214	26.221	19.170	21.524	28.190	22.346	24.828	21.969	22.216	27.128	283.670
Llinars del Vallès	156	153	145	117	164	54	118	160	33	81	187	109	1.476
Martorelles	18.593	17.555	17.830	21.861	20.868	17.687	20.852	16.907	20.611	21.378	18.654	20.951	233.747
Mollet del Vallès	64.173	64.616	63.018	61.987	65.659	66.363	65.846	60.970	66.366	65.151	63.171	67.000	774.318
Montmeló	8.021	8.100	10.059	9.340	12.276	8.950	9.493	8.347	9.162	10.353	9.314	9.548	112.965
Montornès	64	82	76	109	59	122	90	76	79	87	36	123	1.001
Montseny	981	916	1.386	1.108	1.070	1.478	1.432	2.231	1.225	1.307	1.245	992	15.372
Parets del Vallès	14.216	17.649	15.275	16.589	15.701	18.360	17.307	15.525	17.160	18.002	15.354	17.109	198.247
St. Antoni de Vilamajor	13.306	11.932	13.360	13.443	14.122	14.018	15.773	14.573	13.050	14.834	13.221	13.084	164.715
Sant Celoni	16.827	16.852	19.391	16.824	17.614	23.260	19.248	16.940	23.120	18.356	17.445	22.398	228.275
St. Esteve de Palautordera	3.009	2.485	2.972	2.711	3.452	2.779	2.841	4.146	2.530	2.480	4.039	6.360	39.805
St. Feliu de Codines	10.860	9.180	10.274	10.768	10.390	9.322	11.541	9.729	10.260	10.799	10.347	10.507	123.978
St. Fost de Campsentelles	5.611	6.697	6.003	5.871	7.046	6.401	7.048	6.410	6.169	7.041	5.902	6.246	76.447
St. Pere de Vilamajor	129	87	132	119	151	117	124	195	121	103	147	119	1.543
St. Quirze Safaja	1.552	1.590	2.114	1.323	1.526	2.179	1.900	2.200	2.302	1.466	1.824	1.715	21.692
Sta. Eulàlia de Ronçana	124	124	137	94	118	140	122	175	68	122	142	120	1.485
Sta. Maria de Martorelles	1.507	1.953	1.687	1.610	1.848	1.555	1.968	1.820	1.421	1.789	1.674	1.501	20.333
Sta. Maria de Palautordera	10.341	10.225	12.734	10.742	13.113	11.220	13.606	14.591	12.455	11.321	11.951	12.478	144.778
Tagamanent	940	1.260	2.200	1.900	1.520	1.500	1.680	2.480	1.280	760	0	0	15.520
Vallgorguina	3.131	2.777	3.489	3.383	2.927	4.271	3.402	4.200	3.879	3.643	4.151	3.481	42.734
Vallromanes	4.156	3.632	3.928	4.429	3.696	5.258	4.079	4.568	4.240	3.697	4.202	4.267	50.150
Vilalba Sasserra	811	694	952	838	1.470	1.538	1.166	1.370	773	752	1.044	1.337	12.745
Vilanova del Vallès	5.854	7.435	6.673	6.255	7.104	7.341	6.932	7.579	6.653	7.525	5.654	7.079	82.083
TOTAL MENSUAL 2016	402.340	394.300	415.440	412.020	434.540	428.820	446.760	420.680	437.320	425.620	414.800	440.840	5.073.480
TOTAL MENSUAL 2015	393.480	349.870	402.740	391.460	394.920	439.080	450.660	385.340	412.980	409.541	393.120	422.540	4.845.731

Envasos 2016



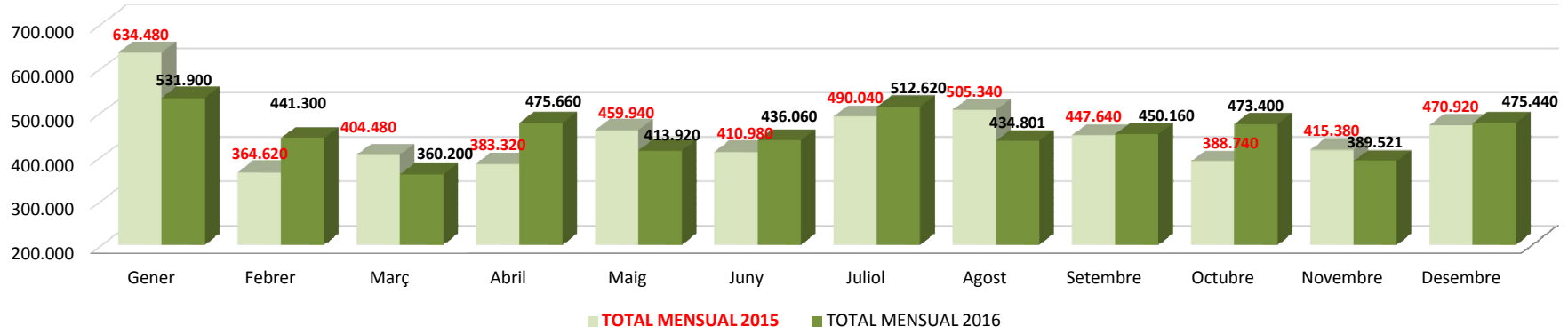
Envasos 2015-2016



VIDRE - 2016

	Gener	Febrer	Març	Abril	Maig	Juny	Juliol	Agost	Setembre	Octubre	Novembre	Desembre	TOTAL
Bigues i Riells	9.399	11.903	9.422	15.456	10.211	7.694	18.072	12.638	13.135	12.647	13.764	13.180	147.522
Caldes de Montbui	33.083	39.359	14.938	24.657	32.895	27.295	23.680	33.312	27.005	32.568	14.404	29.387	332.582
Campins	1.680	1.342	1.624	1.329	1.330	1.347	1.729	2.282	2.167	1.064	1.932	1.386	19.212
Canovelles	13.620	14.235	8.083	12.047	13.334	11.279	12.144	9.217	16.925	7.060	11.677	9.181	138.803
Cànoves i Samalús	0	0	0	0	0	0	0	0	0	0	0	0	0
Cardedeu	32.303	28.123	29.915	16.598	26.594	25.521	39.549	14.363	27.510	24.098	21.202	34.295	320.070
Castellcir	1.792	848	549	2.270	818	1.809	2.689	3.600	1.873	1.792	2.034	1.263	21.336
Castellterçol	4.778	3.182	3.997	5.189	4.330	3.700	5.604	7.108	3.826	3.461	4.376	3.407	52.957
Figaró-Montmany	0	0	0	0	0	0	0	0	0	0	0	0	0
Fogars de Montclús	3.600	2.301	3.944	2.658	2.660	2.695	3.026	4.238	3.650	2.305	3.140	2.771	36.987
Granera	597	212	0	766	205	402	593	0	936	179	226	379	4.495
Granollers	103.664	85.642	45.880	82.460	60.007	49.289	85.589	70.510	47.276	104.518	44.400	100.706	879.941
Gualba	1.403	4.926	2.478	3.608	3.808	4.397	3.911	6.320	2.063	2.870	3.857	3.929	43.569
La Garriga	22.087	18.611	11.622	38.538	22.396	18.336	27.065	19.378	20.715	14.603	17.614	24.808	255.771
La Llagosta	15.042	9.197	5.053	12.170	7.217	10.766	10.760	6.040	7.979	11.033	4.640	5.720	105.617
La Roca del Vallès	10.660	10.177	15.179	10.201	11.569	9.967	11.780	13.900	9.715	7.920	10.360	8.028	129.457
L'Ametlla del Vallès	13.026	14.645	9.667	16.752	11.124	13.283	19.358	10.949	14.445	10.017	12.577	11.396	157.238
Les Franqueses del Vallès	11.074	12.957	12.154	19.087	21.453	14.520	20.878	21.118	13.970	12.680	17.194	15.070	192.155
Lliçà d'Amunt	444	0	210	260	251	0	577	0	255	209	0	348	2.555
Lliçà de Vall	12.557	8.320	8.020	7.760	9.576	14.580	13.547	11.314	10.862	10.680	8.840	10.356	126.414
Llinars del Vallès	0	466	235	207	293	351	0	286	303	177	0	411	2.728
Martorelles	5.826	11.455	3.975	10.505	6.432	11.179	13.927	4.658	10.080	5.400	8.520	9.378	101.336
Mollet del Vallès	57.683	37.913	62.942	45.888	35.909	60.438	30.839	60.553	45.855	81.766	43.173	59.252	622.209
Montmeló	11.167	8.143	9.137	11.344	5.360	16.212	7.956	8.000	10.119	11.028	8.961	19.300	126.725
Montornès	0	0	0	418	0	0	0	0	393	243	0	0	1.053
Montseny	1.920	959	2.552	1.107	1.520	898	1.945	1.630	1.796	1.419	1.932	1.188	18.866
Parets del Vallès	29.164	11.403	13.863	16.294	13.169	20.947	18.320	16.667	16.637	10.555	27.183	9.666	203.867
St. Antoni de Vilamajor	8.126	8.061	6.546	8.748	8.194	14.455	6.927	12.607	7.601	7.433	7.548	8.666	104.913
Sant Celoni	47.660	18.563	19.354	19.991	28.277	18.075	24.020	18.861	37.473	18.743	23.577	21.669	296.262
St. Esteve de Palautordera	5.327	3.873	4.033	9.739	4.807	4.750	6.975	7.140	4.064	3.992	6.990	5.700	67.390
St. Feliu de Codines	11.003	8.488	7.758	10.656	7.671	7.980	13.823	10.800	9.817	6.202	7.402	7.096	108.696
St. Fost de Campsentelles	10.120	11.640	7.520	7.907	6.525	10.873	11.420	9.840	9.263	8.514	8.315	8.541	110.478
St. Pere de Vilamajor	296	0	269	305	267	280	205	0	271	0	243	0	2.136
St. Quirze Safaja	896	3.751	737	4.035	1.812	2.355	5.519	0	6.466	2.867	3.152	1.167	32.756
Sta. Eulàlia de Ronçana	9.720	15.418	10.631	16.608	9.776	9.164	21.949	10.318	16.017	16.829	12.139	8.990	157.560
Sta. Maria de Martorelles	2.214	1.048	943	2.400	2.055	2.764	2.728	912	2.028	4.634	1.644	713	24.081
Sta. Maria de Palautordera	23.598	8.932	14.407	10.149	20.946	10.994	17.614	5.264	20.773	12.676	13.204	11.996	170.552
Tagamanent	1.178	0	1.320	0	1.485	0	2.210	0	1.975	0	2.106	0	10.273
Vallgorguina	5.211	5.263	5.205	4.420	2.464	8.215	5.135	4.960	6.798	3.394	4.895	4.643	60.604
Vallromanes	3.591	9.266	891	11.121	6.994	7.715	8.463	9.020	8.428	9.498	7.208	11.626	93.821
Vilalba Sasserra	1.603	207	1.597	954	1.568	863	2.136	1.316	2.114	1.006	2.316	1.689	17.368
Vilanova del Vallès	4.789	10.471	3.549	11.060	8.617	10.672	9.958	5.685	7.585	7.322	6.779	8.140	94.627
TOTAL MENSUAL 2016	531.900	441.300	360.200	475.660	413.920	436.060	512.620	434.801	450.160	473.400	389.521	475.440	5.394.983
TOTAL MENSUAL 2015	634.480	364.620	404.480	383.320	459.940	410.980	490.040	505.340	447.640	388.740	415.380	470.920	5.375.880

Vidre 2016



Vidre 2015-2016

